

PCSL/SEC/2015-16

January 8, 2016

1. **The National Stock Exchange of India Ltd.,**
Exchange Plaza, 5th Floor, Plot No. C/1, G Block, Bandra Kurla Complex,
Bandra (E), Mumbai – 400 051.
2. **The Bombay Stock Exchange Ltd.**
1st Floor, New Trade Ring, Rotunda Building, PJ Towers,
Dalal Street, Fort, Mumbai – 400 001.

Dear Sir/Madam,


Sub: Shareholding pattern under Regulation 31 (1) (b) of SEBI (Listing Obligations and Disclosure Requirements), Regulations 2015


We are enclosing herewith the shareholding pattern of our Company under SEBI (Listing Obligations and Disclosure Requirements) Regulations, 2015 for the quarter ended December 31, 2015

We request you to kindly take the above on record and ensure compliance.

Thanking you,

For Polaris Consulting & Services Limited
(Formerly known as Polaris Financial Technology Limited)


Christina Pauline Beulah
Company Secretary and Compliance Officer
Encl : As Above



Polaris Consulting & Services Limited

Registered Office: Polaris House, 244 Anna Salai, Chennai - 600 006, India | Ph: +91-44-3987 4000, 3984 3400 | Fax: +91-44-2852 3280
Corporate Headquarters: Foundation, 34 IT Highway, Chennai - 603 103, India | Ph: +91-44-2743 5001, 3987 3000 | Fax: +91-44-2743 5166

Sydney • Tokyo • Hong Kong • Singapore • Mumbai • Dubai • London • New York • Toronto

Format of Holding of Specified securities


1. Name of Listed Entity: POLARIS CONSULTING & SERVICES LIMITED
2. Scrip Code/Name of Scrip/Class of Security: 532254
3. Share Holding Pattern Filed under: Reg. 31(1)(a)/Reg.31(1)(b)/Reg.31(1)(c)
 - a. if under 31(1)(b) then indicate the report for quarter ending
 - b. if under 31(1)(c) then indicate date of allotment/extinguishment
4. Declaration : The Listed entity is required to submit the following declaration to the extent of submission of information:


| | Particulars | YES* | NO* |
|---|--|------|-----|
| a | Whether the Listed Entity has issued any partly paid up shares | | No |
| b | Whether the Listed Entity has issued any Convertible Securities or Warrants? | | No |
| c | Whether the Listed Entity has any shares against which depository receipts are issued? | | No |
| d | Whether the Listed Entity has any shares in locked-in? | | No |
| e | Whether any shares held by promoters are pledge or otherwise encumbered? | | No |

*If the Listed Entity selects the option 'NO' for the questions above, the columns for the partly paid up shares, Outstanding Convertible Securities/Warrants, depository receipts, locked-in shares, No of shares pledged or otherwise encumbered by promoters, as applicable, shall not be displayed at the time of dissemination on the Stock Exchange website. Also wherever there is 'No' declared by Listed entity in above table the values will be considered as 'Zero' by default on submission of the format of holding of specified securities.

- 5 The tabular format for disclosure of holding of specified securities is as follows:

For Polaris Consulting & Services Limited
(formerly known as Polaris Financial Technology Limited)


Christina Pauline Beulah
Company Secretary and Compliance Officer



Polaris Consulting & Services Limited

Registered Office: Polaris House, 244 Anna Salai, Chennai - 600 006, India | Ph: +91-44-3987 4000, 3984 3400 | Fax: +91-44-2852 3280
Corporate Headquarters: Foundation, 34 IT Highway, Chennai - 603 103, India | Ph: +91-44-2743 5001, 3987 3000 | Fax: +91-44-2743 5166

Sydney • Tokyo • Hong Kong • Singapore • Mumbai • Dubai • London • New York • Toronto

Table 1 - Summary Statement holding of specified securities

| Category | No of Shareholders | No of fully paid up equity shares held | No of Party paid-up equity shares held | No of Shares Underlying Depository Receipts | Total No of Shares Held | Shareholding as a % of total no of shares | Number of Voting Rights held in each class of securities | | | Shareholding as a % of total no of shares | No of Shares Underlying Outstanding convertible securities (including Warrants) | Shareholding as a % assuming full conversion of convertible Securities (as a percentage of diluted share capital) | Number of Locked In Shares | Number of Shares pledged or otherwise encumbered | Number of equity shares in dematerialised form |
|-------------------------------------|--------------------|--|--|---|-------------------------|---|--|----------|---------------------|---|---|---|----------------------------|--|--|
| | | | | | | | Class X | Class Y | Total | | | | | | |
| (i) | (ii) | (iii) | (iv) | (v) | (vi) | (vii) | (viii) | (ix) | (x) | (xi) | (xii) | (xiii) | (xiv) | (xv) | |
| (A) Promoters & Promoter Group | 15 | 2,89,97,050 | 0 | 0 | 2,89,97,050 | 28.32 | 2,89,97,050 | 0 | 2,89,97,050 | 0 | 28.32 | 0 | 0 | 2,89,97,050 | |
| (B) Public | 48,712 | 7,01,49,945 | 0 | 0 | 7,01,49,945 | 69.86 | 7,01,49,945 | 0 | 7,01,49,945 | 0 | 69.86 | 0 | 0 | 6,99,18,880 | |
| (C) Non Promoter-Non Public | 0 | - | 0 | 0 | - | NA | - | 0 | - | 0 | NA | 0 | 0 | - | |
| (D) Shares underlying DRs | 0 | - | 0 | 0 | - | NA | - | 0 | - | 0 | NA | 0 | 0 | - | |
| (E) Shares held by Employees/Trusts | 1 | 11,17,529 | 0 | 0 | 11,17,529 | 1.11 | 11,17,529 | 0 | 11,17,529 | 0 | 1.11 | 0 | 0 | 11,17,529 | |
| Total: | 48,728 | 10,02,66,524 | 0 | 0 | 10,02,66,524 | 100.00 | 10,02,66,524 | 0 | 10,02,66,524 | 0 | 100.00 | 0 | 0 | 10,00,15,459 | |

For Polaris Consulting Services Limited
(Formerly known as Polaris Financial Technology Limited)

Chartered Accountant
Company Secretary and Compliance Officer



Charmed
January 8, 2016

Table II - Statement showing shareholding pattern of the Promoter and Promoter Group

| Category | Category & Name of the Shareholder | PAN | No of Shareholders | No of fully paid up equity shares held | No of partly paid up equity shares held | No of Shares Underlying Depository Receipts | Total No of Shares held (A+B+C) | Shareholding as a % of total no of shares (A+B+C) | | Number of Voting Rights held in each class of securities | | No of Shares Underlying Depository Receipts (including Warrants) | Shareholding as a % of conversion of convertible securities (in a percentage of diluted share capital) | Number of Locked in Shares | | Number of Shares pledged or otherwise encumbered | Number of equity shares held in dematerialized form |
|----------|---|-----------|--------------------|--|---|---|---------------------------------|---|-------------|--|------|--|--|-----------------------------|-----|--|---|
| | | | | | | | | Class X | Class Y | Total | No. | | | As a % of total Shares held | No. | | |
| (1) | Indian | | (10) | (10) | (0) | (0) | (10) | (100) | (0) | (0) | (10) | (100) | (0) | (0) | (0) | (0) | (10) |
| (2) | Individuals/Bands unaffiliated Family | | 35 | 2,89,99,050 | 0 | 0 | 2,89,99,050 | 28.92 | 2,89,99,050 | 28.92 | 0 | 0 | 28.92 | 0 | 0 | 0 | 2,89,99,050 |
| | MEERA AGARWAL | AAAPX006G | 1 | 34,740 | 0 | 0 | 34,740 | 0.03 | 34,740 | 0.03 | 0 | 0 | 0.03 | 0 | 0 | 0 | 34,740 |
| | MOSES ANANDY | AAAPX161Q | 1 | 20,77,447 | 0 | 0 | 20,77,447 | 2.07 | 20,77,447 | 2.07 | 0 | 0 | 2.07 | 0 | 0 | 0 | 20,77,447 |
| | KUMAR BHARAN HOLDING PRIVATE LIMITED | AAEP2614Q | 1 | 2,00,20,938 | 0 | 0 | 2,00,20,938 | 19.97 | 2,00,20,938 | 19.97 | 0 | 0 | 19.97 | 0 | 0 | 0 | 2,00,20,938 |
| | ANU JAIN | AAEP2647J | 1 | 2,600 | 0 | 0 | 2,600 | 0.00 | 2,600 | 0.00 | 0 | 0 | 0.00 | 0 | 0 | 0 | 2,600 |
| | SHASHI GUPTA | AAEP2647J | 1 | 7,89,000 | 0 | 0 | 7,89,000 | 0.79 | 7,89,000 | 0.79 | 0 | 0 | 0.79 | 0 | 0 | 0 | 7,89,000 |
| | ANU JAIN | AAEP2647J | 1 | 5,900 | 0 | 0 | 5,900 | 0.01 | 5,900 | 0.01 | 0 | 0 | 0.01 | 0 | 0 | 0 | 5,900 |
| | ANU JAIN | AAEP2647J | 1 | 43,23,265 | 0 | 0 | 43,23,265 | 4.31 | 43,23,265 | 4.31 | 0 | 0 | 4.31 | 0 | 0 | 0 | 43,23,265 |
| | MANU GUPTA | AAEP2647J | 1 | 2,400 | 0 | 0 | 2,400 | 0.00 | 2,400 | 0.00 | 0 | 0 | 0.00 | 0 | 0 | 0 | 2,400 |
| | NAVERI KUMAR | AAEP2647J | 1 | 10,52,469 | 0 | 0 | 10,52,469 | 1.05 | 10,52,469 | 1.05 | 0 | 0 | 1.05 | 0 | 0 | 0 | 10,52,469 |
| | MEETA MATHUR | AAEP2647J | 1 | 4,800 | 0 | 0 | 4,800 | 0.00 | 4,800 | 0.00 | 0 | 0 | 0.00 | 0 | 0 | 0 | 4,800 |
| | UDAY JAIN | AAEP2647J | 1 | 6,19,500 | 0 | 0 | 6,19,500 | 0.62 | 6,19,500 | 0.62 | 0 | 0 | 0.62 | 0 | 0 | 0 | 6,19,500 |
| | SUDANI MATHUR | AAEP2647J | 1 | 2,400 | 0 | 0 | 2,400 | 0.00 | 2,400 | 0.00 | 0 | 0 | 0.00 | 0 | 0 | 0 | 2,400 |
| | MANU GUPTA | AAEP2647J | 1 | 2,800 | 0 | 0 | 2,800 | 0.00 | 2,800 | 0.00 | 0 | 0 | 0.00 | 0 | 0 | 0 | 2,800 |
| | ANU JAIN | AAEP2647J | 1 | 60,000 | 0 | 0 | 60,000 | 0.06 | 60,000 | 0.06 | 0 | 0 | 0.06 | 0 | 0 | 0 | 60,000 |
| | Central Government (State Government) | | 1 | 2,400 | 0 | 0 | 2,400 | 0.00 | 2,400 | 0.00 | 0 | 0 | 0.00 | 0 | 0 | 0 | 2,400 |
| (3) | Central Government (State Government) | | 1 | 2,400 | 0 | 0 | 2,400 | 0.00 | 2,400 | 0.00 | 0 | 0 | 0.00 | 0 | 0 | 0 | 2,400 |
| (4) | Financial Institutions/Banks | | 0 | 0 | 0 | 0 | 0 | 0.00 | 0 | 0.00 | 0 | 0 | 0.00 | 0 | 0 | 0 | 0 |
| (5) | Sub-total (A+B) | | 15 | 2,89,99,050 | 0 | 0 | 2,89,99,050 | 28.92 | 2,89,99,050 | 28.92 | 0 | 0 | 28.92 | 0 | 0 | 0 | 2,89,99,050 |
| (6) | Foreign | | 0 | 0 | 0 | 0 | 0 | 0.00 | 0 | 0.00 | 0 | 0 | 0.00 | 0 | 0 | 0 | 0 |
| (7) | Individuals (Non-Resident Individuals/Foreign Individuals) | | 0 | 0 | 0 | 0 | 0 | 0.00 | 0 | 0.00 | 0 | 0 | 0.00 | 0 | 0 | 0 | 0 |
| (8) | Government | | 0 | 0 | 0 | 0 | 0 | 0.00 | 0 | 0.00 | 0 | 0 | 0.00 | 0 | 0 | 0 | 0 |
| (9) | Institutions | | 0 | 0 | 0 | 0 | 0 | 0.00 | 0 | 0.00 | 0 | 0 | 0.00 | 0 | 0 | 0 | 0 |
| (10) | Foreign Portfolio Investor | | 0 | 0 | 0 | 0 | 0 | 0.00 | 0 | 0.00 | 0 | 0 | 0.00 | 0 | 0 | 0 | 0 |
| (11) | Any Other | | 0 | 0 | 0 | 0 | 0 | 0.00 | 0 | 0.00 | 0 | 0 | 0.00 | 0 | 0 | 0 | 0 |
| (12) | Sub-total (A+C) | | 15 | 2,89,99,050 | 0 | 0 | 2,89,99,050 | 28.92 | 2,89,99,050 | 28.92 | 0 | 0 | 28.92 | 0 | 0 | 0 | 2,89,99,050 |
| (13) | Total Shareholding of Promoter and Promoter Group (A+B+C+D+E) | | 15 | 2,89,99,050 | 0 | 0 | 2,89,99,050 | 28.92 | 2,89,99,050 | 28.92 | 0 | 0 | 28.92 | 0 | 0 | 0 | 2,89,99,050 |



For Polaris Consulting & Services Limited
 Chartered Accountants
 No. 24, Park Road, New Delhi, India
 Company Secretary and Compliance Officer

Table III - Statement showing shareholding pattern of the Public Shareholder

| Category | Category & Name of the Shareholder | PAN | No. of Shareholders | No. of Fully paid up equity shares held | No. of Partly paid-up equity shares held | No. of Shares Underlying Depository Receipts | Number of Voting Rights held in each class of securities | | | No. of Shares Underlying Outstanding convertible securities (Including Warrants) | Shareholding as a % of total no. of shares (A+B+C) | Shareholding as a % of total no. of shares | | | No. of Locked In Shares | Number of Shares pledged or otherwise encumbered | Number of equity shares held in dematerialized form |
|----------|--|-----|---------------------|---|--|--|--|---------|-------|--|--|--|---------|-------|-------------------------|--|---|
| | | | | | | | Class X | Class Y | Total | | | Class X | Class Y | Total | | | |
| (A) | Sub-totals | | | | | | | | | | | | | | | | |
| (B) | Individuals | | 10 | 15,98,173 | 0 | 0 | 15,98,173 | 1.59 | 0 | 1.59 | 0 | 0.00 | 0 | 0.00 | NA | 0 | 0.00 |
| (C) | Venture Capital Funds | | 0 | 0 | 0 | 0 | 0 | 0.00 | 0 | 0.00 | 0 | 0.00 | 0 | 0.00 | NA | 0 | 0.00 |
| (D) | Alternate Investment Funds | | 0 | 0 | 0 | 0 | 0 | 0.00 | 0 | 0.00 | 0 | 0.00 | 0 | 0.00 | NA | 0 | 0.00 |
| (E) | Foreign Venture Capital Investors | | 0 | 0 | 0 | 0 | 0 | 0.00 | 0 | 0.00 | 0 | 0.00 | 0 | 0.00 | NA | 0 | 0.00 |
| (F) | Foreign Portfolio Investors | | 0 | 0 | 0 | 0 | 0 | 0.00 | 0 | 0.00 | 0 | 0.00 | 0 | 0.00 | NA | 0 | 0.00 |
| (G) | Insurance Companies | | 0 | 0 | 0 | 0 | 0 | 0.00 | 0 | 0.00 | 0 | 0.00 | 0 | 0.00 | NA | 0 | 0.00 |
| (H) | SOVEREIGN FUND | | 0 | 0 | 0 | 0 | 0 | 0.00 | 0 | 0.00 | 0 | 0.00 | 0 | 0.00 | NA | 0 | 0.00 |
| (I) | GOVERNANCE FUND | | 0 | 0 | 0 | 0 | 0 | 0.00 | 0 | 0.00 | 0 | 0.00 | 0 | 0.00 | NA | 0 | 0.00 |
| (J) | GOVERNANCE FUND (EMERGENCY) | | 0 | 0 | 0 | 0 | 0 | 0.00 | 0 | 0.00 | 0 | 0.00 | 0 | 0.00 | NA | 0 | 0.00 |
| (K) | GOVERNANCE FUND (EMERGENCY) | | 0 | 0 | 0 | 0 | 0 | 0.00 | 0 | 0.00 | 0 | 0.00 | 0 | 0.00 | NA | 0 | 0.00 |
| (L) | GOVERNANCE FUND (EMERGENCY) | | 0 | 0 | 0 | 0 | 0 | 0.00 | 0 | 0.00 | 0 | 0.00 | 0 | 0.00 | NA | 0 | 0.00 |
| (M) | GOVERNANCE FUND (EMERGENCY) | | 0 | 0 | 0 | 0 | 0 | 0.00 | 0 | 0.00 | 0 | 0.00 | 0 | 0.00 | NA | 0 | 0.00 |
| (N) | GOVERNANCE FUND (EMERGENCY) | | 0 | 0 | 0 | 0 | 0 | 0.00 | 0 | 0.00 | 0 | 0.00 | 0 | 0.00 | NA | 0 | 0.00 |
| (O) | GOVERNANCE FUND (EMERGENCY) | | 0 | 0 | 0 | 0 | 0 | 0.00 | 0 | 0.00 | 0 | 0.00 | 0 | 0.00 | NA | 0 | 0.00 |
| (P) | GOVERNANCE FUND (EMERGENCY) | | 0 | 0 | 0 | 0 | 0 | 0.00 | 0 | 0.00 | 0 | 0.00 | 0 | 0.00 | NA | 0 | 0.00 |
| (Q) | GOVERNANCE FUND (EMERGENCY) | | 0 | 0 | 0 | 0 | 0 | 0.00 | 0 | 0.00 | 0 | 0.00 | 0 | 0.00 | NA | 0 | 0.00 |
| (R) | GOVERNANCE FUND (EMERGENCY) | | 0 | 0 | 0 | 0 | 0 | 0.00 | 0 | 0.00 | 0 | 0.00 | 0 | 0.00 | NA | 0 | 0.00 |
| (S) | GOVERNANCE FUND (EMERGENCY) | | 0 | 0 | 0 | 0 | 0 | 0.00 | 0 | 0.00 | 0 | 0.00 | 0 | 0.00 | NA | 0 | 0.00 |
| (T) | GOVERNANCE FUND (EMERGENCY) | | 0 | 0 | 0 | 0 | 0 | 0.00 | 0 | 0.00 | 0 | 0.00 | 0 | 0.00 | NA | 0 | 0.00 |
| (U) | GOVERNANCE FUND (EMERGENCY) | | 0 | 0 | 0 | 0 | 0 | 0.00 | 0 | 0.00 | 0 | 0.00 | 0 | 0.00 | NA | 0 | 0.00 |
| (V) | GOVERNANCE FUND (EMERGENCY) | | 0 | 0 | 0 | 0 | 0 | 0.00 | 0 | 0.00 | 0 | 0.00 | 0 | 0.00 | NA | 0 | 0.00 |
| (W) | GOVERNANCE FUND (EMERGENCY) | | 0 | 0 | 0 | 0 | 0 | 0.00 | 0 | 0.00 | 0 | 0.00 | 0 | 0.00 | NA | 0 | 0.00 |
| (X) | GOVERNANCE FUND (EMERGENCY) | | 0 | 0 | 0 | 0 | 0 | 0.00 | 0 | 0.00 | 0 | 0.00 | 0 | 0.00 | NA | 0 | 0.00 |
| (Y) | GOVERNANCE FUND (EMERGENCY) | | 0 | 0 | 0 | 0 | 0 | 0.00 | 0 | 0.00 | 0 | 0.00 | 0 | 0.00 | NA | 0 | 0.00 |
| (Z) | GOVERNANCE FUND (EMERGENCY) | | 0 | 0 | 0 | 0 | 0 | 0.00 | 0 | 0.00 | 0 | 0.00 | 0 | 0.00 | NA | 0 | 0.00 |
| (AA) | GOVERNANCE FUND (EMERGENCY) | | 0 | 0 | 0 | 0 | 0 | 0.00 | 0 | 0.00 | 0 | 0.00 | 0 | 0.00 | NA | 0 | 0.00 |
| (AB) | GOVERNANCE FUND (EMERGENCY) | | 0 | 0 | 0 | 0 | 0 | 0.00 | 0 | 0.00 | 0 | 0.00 | 0 | 0.00 | NA | 0 | 0.00 |
| (AC) | GOVERNANCE FUND (EMERGENCY) | | 0 | 0 | 0 | 0 | 0 | 0.00 | 0 | 0.00 | 0 | 0.00 | 0 | 0.00 | NA | 0 | 0.00 |
| (AD) | GOVERNANCE FUND (EMERGENCY) | | 0 | 0 | 0 | 0 | 0 | 0.00 | 0 | 0.00 | 0 | 0.00 | 0 | 0.00 | NA | 0 | 0.00 |
| (AE) | GOVERNANCE FUND (EMERGENCY) | | 0 | 0 | 0 | 0 | 0 | 0.00 | 0 | 0.00 | 0 | 0.00 | 0 | 0.00 | NA | 0 | 0.00 |
| (AF) | GOVERNANCE FUND (EMERGENCY) | | 0 | 0 | 0 | 0 | 0 | 0.00 | 0 | 0.00 | 0 | 0.00 | 0 | 0.00 | NA | 0 | 0.00 |
| (AG) | GOVERNANCE FUND (EMERGENCY) | | 0 | 0 | 0 | 0 | 0 | 0.00 | 0 | 0.00 | 0 | 0.00 | 0 | 0.00 | NA | 0 | 0.00 |
| (AH) | GOVERNANCE FUND (EMERGENCY) | | 0 | 0 | 0 | 0 | 0 | 0.00 | 0 | 0.00 | 0 | 0.00 | 0 | 0.00 | NA | 0 | 0.00 |
| (AI) | GOVERNANCE FUND (EMERGENCY) | | 0 | 0 | 0 | 0 | 0 | 0.00 | 0 | 0.00 | 0 | 0.00 | 0 | 0.00 | NA | 0 | 0.00 |
| (AJ) | GOVERNANCE FUND (EMERGENCY) | | 0 | 0 | 0 | 0 | 0 | 0.00 | 0 | 0.00 | 0 | 0.00 | 0 | 0.00 | NA | 0 | 0.00 |
| (AK) | GOVERNANCE FUND (EMERGENCY) | | 0 | 0 | 0 | 0 | 0 | 0.00 | 0 | 0.00 | 0 | 0.00 | 0 | 0.00 | NA | 0 | 0.00 |
| (AL) | GOVERNANCE FUND (EMERGENCY) | | 0 | 0 | 0 | 0 | 0 | 0.00 | 0 | 0.00 | 0 | 0.00 | 0 | 0.00 | NA | 0 | 0.00 |
| (AM) | GOVERNANCE FUND (EMERGENCY) | | 0 | 0 | 0 | 0 | 0 | 0.00 | 0 | 0.00 | 0 | 0.00 | 0 | 0.00 | NA | 0 | 0.00 |
| (AN) | GOVERNANCE FUND (EMERGENCY) | | 0 | 0 | 0 | 0 | 0 | 0.00 | 0 | 0.00 | 0 | 0.00 | 0 | 0.00 | NA | 0 | 0.00 |
| (AO) | GOVERNANCE FUND (EMERGENCY) | | 0 | 0 | 0 | 0 | 0 | 0.00 | 0 | 0.00 | 0 | 0.00 | 0 | 0.00 | NA | 0 | 0.00 |
| (AP) | GOVERNANCE FUND (EMERGENCY) | | 0 | 0 | 0 | 0 | 0 | 0.00 | 0 | 0.00 | 0 | 0.00 | 0 | 0.00 | NA | 0 | 0.00 |
| (AQ) | GOVERNANCE FUND (EMERGENCY) | | 0 | 0 | 0 | 0 | 0 | 0.00 | 0 | 0.00 | 0 | 0.00 | 0 | 0.00 | NA | 0 | 0.00 |
| (AR) | GOVERNANCE FUND (EMERGENCY) | | 0 | 0 | 0 | 0 | 0 | 0.00 | 0 | 0.00 | 0 | 0.00 | 0 | 0.00 | NA | 0 | 0.00 |
| (AS) | GOVERNANCE FUND (EMERGENCY) | | 0 | 0 | 0 | 0 | 0 | 0.00 | 0 | 0.00 | 0 | 0.00 | 0 | 0.00 | NA | 0 | 0.00 |
| (AT) | GOVERNANCE FUND (EMERGENCY) | | 0 | 0 | 0 | 0 | 0 | 0.00 | 0 | 0.00 | 0 | 0.00 | 0 | 0.00 | NA | 0 | 0.00 |
| (AU) | GOVERNANCE FUND (EMERGENCY) | | 0 | 0 | 0 | 0 | 0 | 0.00 | 0 | 0.00 | 0 | 0.00 | 0 | 0.00 | NA | 0 | 0.00 |
| (AV) | GOVERNANCE FUND (EMERGENCY) | | 0 | 0 | 0 | 0 | 0 | 0.00 | 0 | 0.00 | 0 | 0.00 | 0 | 0.00 | NA | 0 | 0.00 |
| (AW) | GOVERNANCE FUND (EMERGENCY) | | 0 | 0 | 0 | 0 | 0 | 0.00 | 0 | 0.00 | 0 | 0.00 | 0 | 0.00 | NA | 0 | 0.00 |
| (AX) | GOVERNANCE FUND (EMERGENCY) | | 0 | 0 | 0 | 0 | 0 | 0.00 | 0 | 0.00 | 0 | 0.00 | 0 | 0.00 | NA | 0 | 0.00 |
| (AY) | GOVERNANCE FUND (EMERGENCY) | | 0 | 0 | 0 | 0 | 0 | 0.00 | 0 | 0.00 | 0 | 0.00 | 0 | 0.00 | NA | 0 | 0.00 |
| (AZ) | GOVERNANCE FUND (EMERGENCY) | | 0 | 0 | 0 | 0 | 0 | 0.00 | 0 | 0.00 | 0 | 0.00 | 0 | 0.00 | NA | 0 | 0.00 |
| (BA) | GOVERNANCE FUND (EMERGENCY) | | 0 | 0 | 0 | 0 | 0 | 0.00 | 0 | 0.00 | 0 | 0.00 | 0 | 0.00 | NA | 0 | 0.00 |
| (BB) | GOVERNANCE FUND (EMERGENCY) | | 0 | 0 | 0 | 0 | 0 | 0.00 | 0 | 0.00 | 0 | 0.00 | 0 | 0.00 | NA | 0 | 0.00 |
| (BC) | GOVERNANCE FUND (EMERGENCY) | | 0 | 0 | 0 | 0 | 0 | 0.00 | 0 | 0.00 | 0 | 0.00 | 0 | 0.00 | NA | 0 | 0.00 |
| (BD) | GOVERNANCE FUND (EMERGENCY) | | 0 | 0 | 0 | 0 | 0 | 0.00 | 0 | 0.00 | 0 | 0.00 | 0 | 0.00 | NA | 0 | 0.00 |
| (BE) | GOVERNANCE FUND (EMERGENCY) | | 0 | 0 | 0 | 0 | 0 | 0.00 | 0 | 0.00 | 0 | 0.00 | 0 | 0.00 | NA | 0 | 0.00 |
| (BF) | GOVERNANCE FUND (EMERGENCY) | | 0 | 0 | 0 | 0 | 0 | 0.00 | 0 | 0.00 | 0 | 0.00 | 0 | 0.00 | NA | 0 | 0.00 |
| (BG) | GOVERNANCE FUND (EMERGENCY) | | 0 | 0 | 0 | 0 | 0 | 0.00 | 0 | 0.00 | 0 | 0.00 | 0 | 0.00 | NA | 0 | 0.00 |
| (BH) | GOVERNANCE FUND (EMERGENCY) | | 0 | 0 | 0 | 0 | 0 | 0.00 | 0 | 0.00 | 0 | 0.00 | 0 | 0.00 | NA | 0 | 0.00 |
| (BI) | GOVERNANCE FUND (EMERGENCY) | | 0 | 0 | 0 | 0 | 0 | 0.00 | 0 | 0.00 | 0 | 0.00 | 0 | 0.00 | NA | 0 | 0.00 |
| (BJ) | GOVERNANCE FUND (EMERGENCY) | | 0 | 0 | 0 | 0 | 0 | 0.00 | 0 | 0.00 | 0 | 0.00 | 0 | 0.00 | NA | 0 | 0.00 |
| (BK) | GOVERNANCE FUND (EMERGENCY) | | 0 | 0 | 0 | 0 | 0 | 0.00 | 0 | 0.00 | 0 | 0.00 | 0 | 0.00 | NA | 0 | 0.00 |
| (BL) | GOVERNANCE FUND (EMERGENCY) | | 0 | 0 | 0 | 0 | 0 | 0.00 | 0 | 0.00 | 0 | 0.00 | 0 | 0.00 | NA | 0 | 0.00 |
| (BL) | Sub-totals (Individuals) | | 4818 | 1,20,56,575 | 0 | 0 | 1,20,56,575 | 12.05 | 0 | 12.05 | 0 | 0.00 | 0 | 0.00 | NA | 0 | 0.00 |
| (BL) | Sub-totals (Venture Capital Funds) | | 0 | 0 | 0 | 0 | 0 | 0.00 | 0 | 0.00 | 0 | 0.00 | 0 | 0.00 | NA | 0 | 0.00 |
| (BL) | Sub-totals (Alternate Investment Funds) | | 0 | 0 | 0 | 0 | 0 | 0.00 | 0 | 0.00 | 0 | 0.00 | 0 | 0.00 | NA | 0 | 0.00 |
| (BL) | Sub-totals (Foreign Venture Capital Investors) | | 0 | 0 | 0 | 0 | 0 | 0.00 | 0 | 0.00 | 0 | 0.00 | 0 | 0.00 | NA | 0 | 0.00 |
| (BL) | Sub-totals (Foreign Portfolio Investors) | | 0 | 0 | 0 | 0 | 0 | 0.00 | 0 | 0.00 | 0 | 0.00 | 0 | 0.00 | NA | 0 | 0.00 |
| (BL) | Sub-totals (Insurance Companies) | | 0 | 0 | 0 | 0 | 0 | 0.00 | 0 | 0.00 | 0 | 0.00 | 0 | 0.00 | NA | 0 | 0.00 |
| (BL) | Sub-totals (SOVEREIGN FUND) | | 0 | 0 | 0 | 0 | 0 | 0.00 | 0 | 0.00 | 0 | 0.00 | 0 | 0.00 | NA | 0 | 0.00 |
| (BL) | Sub-totals (GOVERNANCE FUND) | | 0 | 0 | 0 | 0 | 0 | 0.00 | 0 | 0.00 | 0 | 0.00 | 0 | 0.00 | NA | 0 | 0.00 |
| (BL) | Sub-totals (GOVERNANCE FUND (EMERGENCY)) | | 0 | 0 | 0 | 0 | 0 | 0.00 | 0 | 0.00 | 0 | 0.00 | 0 | 0.00 | NA | 0 | 0.00 |
| (BL) | Sub-totals (GOVERNANCE FUND (EMERGENCY)) | | 0 | 0 | 0 | 0 | 0 | 0.00 | 0 | 0.00 | 0 | 0.00 | 0 | 0.00 | NA | 0 | 0.00 |
| (BL) | Sub-totals (GOVERNANCE FUND (EMERGENCY)) | | 0 | 0 | 0 | 0 | 0 | 0.00 | 0 | 0.00 | 0 | 0.00 | 0 | 0.00 | NA | 0 | 0.00 |
| (BL) | Sub-totals (GOVERNANCE FUND (EMERGENCY)) | | 0 | 0 | 0 | 0 | 0 | 0.00 | 0 | 0.00 | 0 | 0.00 | 0 | 0.00 | NA | 0 | 0.00 |
| (BL) | Sub-totals (GOVERNANCE FUND (EMERGENCY)) | | 0 | 0 | 0 | 0 | 0 | 0.00 | 0 | 0.00 | 0 | 0.00 | 0 | 0.00 | NA | 0 | 0.00 |
| (BL) | Sub-totals (GOVERNANCE FUND (EMERGENCY)) | | 0 | 0 | 0 | 0 | 0 | 0.00 | 0 | 0.00 | 0 | 0.00 | 0 | | | | |

Table IV - Statement showing shareholding pattern of the Non Promoter - Non Public Shareholder

| Category | Category & Name of the Shareholder | PAN | No of Shareholders | No of fully paid up equity shares held | No of Equity paid-up equity shares held | No of Shares Underlying Depository Receipts | Total No of Shares Held (i)+(v)+(vi) | Shareholding as a % of total no. of shares (A+B+C) | Number of Voting Rights Held in each class of securities | | | No of Shares Underlying Outstanding Depository Receipts (including Warrants) | Shareholding as a % of conversion of convertible securities (based on share capital) | Number of Locked in Shares | | Number of Shares pledged or otherwise encumbered | Number of equity shares held in dematerialized form |
|----------|---|-----|--------------------|--|---|---|--------------------------------------|--|--|---------|-----------|--|--|----------------------------|-----------------------------|--|---|
| | | | | | | | | | Class X | Class Y | Total | | | No. | As a % of total Shares held | | |
| (1) | Contractual/RS holder Employee Stock Trust (under ESOP share based Employee Benefit) (Regulation 2(1)(a)) | | (ii) | (iii) | (iv) | (v) | (vi) | (vii) | (viii) | (ix) | (x) | (xi) | (xii) | (xiii) | (xiv) | (xv) | (xvi) |
| (2) | GRBTECH EMPLOYEES WELFARE TRUST | | | | | | | | | | | | | | | | |
| | Total Non-Promoter-Non Public Shareholding (C) = (GRBTECH) | | 1 | 11,17,529 | 0 | 0 | 11,17,529 | 1.11 | 11,17,529 | 0 | 11,17,529 | 1.11 | 0 | 0.00 | 0 | 0.00 | 11,17,529 |

For Polaris Consulting & Services Limited
 (Formerly Polaris Organisms Financial Technology Limited)
 Chartered Accountants
 Company Secretary and Compliance Officer



Chennai
 January 8, 2016