

PCSL/SEC/2016-17

July 14, 2016

1. **The National Stock Exchange of India Ltd.,**
Exchange Plaza, 5th Floor, Plot No. C/1, G Block, Bandra Kurla Complex,
Bandra (E), Mumbai – 400 051.
2. **The Bombay Stock Exchange Ltd.**
1st Floor, New Trade Ring, Rotunda Building, PJ Towers,
Dalal Street, Fort, Mumbai – 400 001.

Dear Sirs,

Sub: Shareholding pattern under Regulation 31 (1)(b) of SEBI (Listing Obligations and Disclosure Requirements), Regulations 2015 for the quarter ended June 30th 2016


We are enclosing herewith the shareholding pattern of our Company under Regulation 31(1)(b) of SEBI (Listing Obligations and Disclosure Requirements), Regulations 2015 for the quarter ended June 30th 2016.


This is for your information and records.

Thanking you,

Yours sincerely

For Polaris Consulting & Services Limited
(Formerly known as Polaris Financial Technology Limited)


Christina Pauline Beulah
Company Secretary & Compliance Officer



Encl: as above

Polaris Consulting & Services Limited

Registered Office: Polaris House, 244 Anna Salai, Chennai - 600 006, India | Ph: +91-44-3987 4000, 3984 3400 | Fax: +91-44-2852 3280
Corporate Headquarters: Foundation, 34 IT Highway, Chennai - 603 103, India | Ph: +91-44-2743 5001, 3987 3000 | Fax: +91-44-2743 5166

Sydney • Tokyo • Hong Kong • Singapore • Mumbai • Dubai • London • New York • Toronto

Format of Holding of Specified securities

1. Name of Listed Entity: POLARIS CONSULTING & SERVICES LIMITED
2. Scrip Code/Name of Scrip/Class of Security: 532254, POLARIS, EQUITY SHARES
3. Share Holding Pattern Filed under: Reg. 31(1)(a)/Reg.31(1)(b)/Reg.31(1)(c)
 - a. if under 31(1)(b) then indicate the report for quarter ending 30/06/2016
 - b. if under 31(1)(c) then indicate date of allotment/extinguishment
4. Declaration : The Listed entity is required to submit the following declaration to the extent of submission of information:


Particulars	YES*	NO*
a Whether the Listed Entity has issued any partly paid up shares		No
b Whether the Listed Entity has issued any Convertible Securities or Warrants?		No
c Whether the Listed Entity has any shares against which depository receipts are issued?		No
d Whether the Listed Entity has any shares in locked-in?		No
e Whether any shares held by promoters are pledged or otherwise encumbered?		No

*if the Listed Entity selects the option 'NO' for the questions above, the columns for the partly paid up shares, Outstanding Convertible Securities/Warrants, depository receipts, locked-in shares, No of shares pledged or otherwise encumbered by promoters, as applicable, shall not be displayed at the time of dissemination on the Stock Exchange website. Also wherever there is 'No' declared by Listed entity in above table the values will be considered as 'Zero' by default on submission of the format of holding of specified securities.

- 5 The tabular format for disclosure of holding of specified securities is as follows:

For Polaris Consulting & Services Limited
 (formerly known as Polaris Financial Technology Limited)

CPJ
 Christina Pauline Beulah
 Company Secretary and Compliance Officer



Chennai
 11-Jul-16

Polaris Consulting & Services Limited

Registered Office: Polaris House, 244 Anna Salai, Chennai - 600 006, India | Ph: +91-44-3987 4000, 3984 3400 | Fax: +91-44-2852 3280
 Corporate Headquarters: Foundation, 34 IT Highway, Chennai - 603 103, India | Ph: +91-44-2743 5001, 3987 3000 | Fax: +91-44-2743 5166

Sydney • Tokyo • Hong Kong • Singapore • Mumbai • Dubai • London • New York • Toronto

Table 1 - Summary Statement holding of specified securities

Category	No of Shareholders	No of fully paid up equity shares held	No of Partly paid-up equity shares held	No of Shares Underlying Depository Receipts	Total No of Shares Held (VII) = (IV)+(V)+(VI)	Shareholding as a % of total no of shares (As a % of (A+B+C2))	Number of Voting Rights held in each class of securities			No of Shares Underlying Outstanding convertible securities (Including Warrants)	Shareholding as a % assuming full conversion of convertible securities (as a percentage of diluted share capital)	No. of Locked in Shares	Number of Shares pledged or otherwise encumbered	Number of equity shares held in dematerialized form
							Class X	Class Y	Total (IX)					
	(III)	(IV)	(V)	(VI)	(VII)	(VIII)	No. of Voting Rights			(X)	(XI)	(XII)	(XIII)	(XIV)
(A) Promoter & Promoter Group*	2*	7,98,53,069	0	0	7,98,53,069	78.65	7,98,53,069	0	0	78.65	0	0	0.00	7,98,52,489
(B) Public	41,926	2,15,67,477	0	0	2,15,67,477	21.24	2,15,67,477	0	0	21.24	0	0	0.00	2,13,62,294
(C) Non Promoter-Non Public	0	0	0	0	0	0.00	0	0	0	0.00	0	0	0.00	0
(C2) Shares held by Employees Trusts	1	1,09,588	0	0	1,09,588	0.11	1,09,588	0	0	0.11	0	0	0.00	1,09,588
Total:	41,929	10,15,30,134	0	0	10,15,30,134	100.00	10,15,30,134	0	0	100.00	0	0	0.00	10,13,24,375

* Denotes 79,852,489 shares held in Demat form and 576 shares in Physical form by Promoter, Virtusa Consulting Services Private Limited.

For Polaris Consulting & Services Limited
(formerly known as Polaris Financial Technology Limited)

Christina Pauline Beulah
Company Secretary and Compliance Officer



Chennai
11-Jul-16

Table II - Statement showing shareholding pattern of the Promoter and Promoter Group

Categorization of the Shareholder	PAN	No of Shareholders	No of fully paid up equity shares held	No of Party equity shares held	No of Shares Underlying Depository Receipts	Total No of Shares Held (IV+V+VI)	Shareholding as a % of total shares (calculated as per SCRR, 1957 (VII) As a % of (A+B+C Z))	Number of Voting Rights held in each class of securities			No of Shares Underlying Outstanding convertible securities (including Warrant Securities) (as a % of total shares)	Shareholding as a % of total shares	No. of Locked in Shares	Number of Shares pledged or otherwise encumbered	Number of equity shares held in dematerialized form
								Class X	Class Y	Total					
(1)	(II)	(III)	(IV)	(V)	(VI)	(VII)	(VIII)	(IX)	(X)	(XI)	(XII)	(XIII)	(XIV)	(XV)	
(a)	-	0	0	0	0	0	0.00	0	0	0	0	0	0	0	
(b)	-	0	0	0	0	0	0.00	0	0	0	0	0	0	0	
(c)	-	0	0	0	0	0	0.00	0	0	0	0	0	0	0	
(d)	AACCV6797L	2*	7,98,53,069	0	0	7,98,53,069	78.65	7,98,53,069	0	7,98,53,069	0	78.65	0	7,98,52,493	
(2)	-	0	7,98,53,069	0	0	7,98,53,069	78.65	7,98,53,069	0	7,98,53,069	0	78.65	0	7,98,52,493	
(a)	-	0	0	0	0	0	0.00	0	0	0	0	0.00	0	0	
(b)	-	0	0	0	0	0	0.00	0	0	0	0	0.00	0	0	
(c)	-	0	0	0	0	0	0.00	0	0	0	0	0.00	0	0	
(d)	-	0	0	0	0	0	0.00	0	0	0	0	0.00	0	0	
(e)	-	0	0	0	0	0	0.00	0	0	0	0	0.00	0	0	
Sub-Total (A12)	-	0	7,98,53,069	0	0	7,98,53,069	78.65	7,98,53,069	0	7,98,53,069	0	78.65	0	7,98,52,493	
Total Shareholding of Promoter and Promoter Group	-	0	7,98,53,069	0	0	7,98,53,069	78.65	7,98,53,069	0	7,98,53,069	0	78.65	0	7,98,52,493	

* Denotes 79,852,493 shares held in Demat form and 576 shares in Physical form by Promoter, Virtusa Consulting Services Private Limited.

For Polaris Consulting & Services Limited
(Formerly known as Polaris Financial Technology Limited)

Christine Pauline Beulah
Company Secretary and Compliance Officer

Chennai
11-Jul-16




Table III - Statement showing shareholding pattern of the Public shareholder

Category	Category & Name of the Shareholder	PAN	No of Shareholders	No of fully paid up equity shares held	No of Partly paid-up equity shares held	No of Shares Underlying Depository Receipts	Total No of Shares Held [(V)+(VI)]	Shareholding as a % of total no of shares (A+B+C)	Number of Voting Rights held in each class of securities			No of Shares Underlying convertible securities (including Warrants)	Shareholding as a % assuming full convertible Securities (as a percentage of diluted share capital)	Number of Locked in Shares	Number of Shares pledged or otherwise encumbered	Number of equity shares held in dematerialized form
									Class X	Class Y	Total					
			(III)	(IV)	(V)	(VI)	(VII)	(VIII)	(IX)	(X)	(XI)	(XII)	(XIII)	(XIV)	(XV)	
(A)	Institutions															
(a)	Mutual Funds		19	13,02,334	0	0	13,02,334	1.28	13,02,334	0	0	0	0.00	0	0.00	13,02,334
	UNIT SCHEME FOR CHARITABLE AND RELIGIOUS TRUSTS AND REGISTERED SOCIETIES -	AAATUJG	17	11,21,584	0	0	11,21,584	1.10	11,21,584	0	0	0	0.00	0	0.00	11,21,584
(b)	Venture Capital Funds		0	0	0	0	0	0.00	0	0	0	0	0.00	0	0.00	0
(c)	Alternate Investment Funds		0	0	0	0	0	0.00	0	0	0	0	0.00	0	0.00	0
(d)	Foreign Venture Capital Investors		0	0	0	0	0	0.00	0	0	0	0	0.00	0	0.00	0
(e)	Foreign Portfolio Investors		80	87,47,574	0	0	87,47,574	8.62	87,47,574	0	0	0	8.62	0	0.00	87,47,574
	Foreign Portfolio Investors	AACTL563	1	21,41,000	0	0	21,41,000	2.11	21,41,000	0	0	0	2.11	0	0.00	21,41,000
	LSV EMERGING MARKETS EQUITY FUND LP	AACTA718	1	11,55,676	0	0	11,55,676	1.14	11,55,676	0	0	0	1.14	0	0.00	11,55,676
(f)	AUSTRALIAN SUPER		6	4,21,067	0	0	4,21,067	0.41	4,21,067	0	0	0	0.41	0	0.00	4,21,067
(g)	Financial Institutions/Banks		0	0	0	0	0	0.00	0	0	0	0	0.00	0	0.00	0
(h)	Insurance Companies		0	0	0	0	0	0.00	0	0	0	0	0.00	0	0.00	0
(i)	President Funds/Pension Funds		0	0	0	0	0	0.00	0	0	0	0	0.00	0	0.00	0
(j)	Any Other		2	300	0	0	300	0.00	300	0	0	0	0.00	0	0.00	290
	OVERSEAS CORPORATE BODIES		1	500	0	0	500	0.00	500	0	0	0	0.00	0	0.00	500
	FOREIGN NATIONALS		108	1,04,71,775	0	0	1,04,71,775	10.31	1,04,71,775	0	0	0	10.31	0	0.00	1,04,71,575
	Sub Total (B)(1)															
(2)	Central Government/State Government(s)/President of India		0	0	0	0	0	0.00	0	0	0	0	0.00	0	0.00	0
	Sub Total (B)(2)															
(3)	Non-Institutions		40,435	85,34,551	0	0	85,34,551	8.41	85,34,551	0	0	0	8.41	0	0.00	83,56,468
(a)	Individual shareholders holding nominal share capital up to Rs.2 lakhs		9	12,84,898	0	0	12,84,898	1.27	12,84,898	0	0	0	1.27	0	0.00	12,84,898
	Individual shareholders holding nominal share capital in excess of Rs.2 Lakhs		4	11,291	0	0	11,291	0.01	11,291	0	0	0	0.01	0	0.00	11,291
(b)	NBFCs Registered with RBI		0	0	0	0	0	0.00	0	0	0	0	0.00	0	0.00	0
(c)	Employee Trusts		0	0	0	0	0	0.00	0	0	0	0	0.00	0	0.00	0
(d)	Overseas Depositories (Holding DBs/Balancing Figure)		0	0	0	0	0	0.00	0	0	0	0	0.00	0	0.00	0
(e)	Any Other		6	36,823	0	0	36,823	0.04	36,823	0	0	0	0.04	0	0.00	16,723
	TRUSTS		637	3,90,983	0	0	3,90,983	0.39	3,90,983	0	0	0	0.39	0	0.00	3,84,733
	NON RESIDENT INDIANS		82	43,462	0	0	43,462	0.04	43,462	0	0	0	0.04	0	0.00	43,462
	CLEARING MEMBERS		615	7,93,694	0	0	7,93,694	0.78	7,93,694	0	0	0	0.78	0	0.00	7,93,144
	BODIES CORPORATES		41,818	1,10,95,702	0	0	1,10,95,702	10.93	1,10,95,702	0	0	0	10.93	0	0.00	1,08,90,719
	Sub Total (B)(3)		41,925	2,15,67,477	0	0	2,15,67,477	21.24	2,15,67,477	0	0	0	21.24	0	0.00	2,13,62,294
	Total Public Shareholding (B) = (B)(1)+(B)(2)+(B)(3)															

For Polaris Consulting & Services Limited
(formerly known as Polaris Financial Technology Limited)

Chartered Accountant
Company Secretary and Compliance Officer

Chemical
11-10-16






Table IV - Statement showing Shareholding pattern of the Non Promoter - Non Public Shareholder

Category	Category & Name of the Shareholder*	PAN	No of Shareholders	No of fully paid up equity shares held	No of fully paid up equity shares held	No of Party equity shares held	No of Shares Underlying Depository Receipts	Total No of Shares Held (VII+VIII)	Sharehold- ing as a % of total no of shares (A+B+C2)	No of Voting Rights	Total as a % of (A+B+C)	No of Shares Underlying Outstanding convertible securities (including Warrants)	Shareholding as a % of convertible Securities (as a percentage of diluted share capital)	Number of Locked in Shares	As a % of total Shares held	Number of Shares pledged or otherwise encumbered	As a % of total Shares held	Number of equity shares held in dematerialized form
			(III)	(IV)	(V)	(VI)	(VII)	(VIII)	(IX)	(X)	(XI)	(XII)	(XIII)	(XIV)	(XV)	(XVI)	(XVII)	(XVIII)
(1)	Custodian/DR Holder		0	0	0	0	0	0	0.00	0	0.00	0	0.00	0	0.00	0	0.00	0
(2)	Employee Benefit Trust under SEBI (Share based Employee Benefit) Regulations 2014		1	1,09,588	0	0	1,09,588	1,09,588	0.11	1,09,588	0.11	0	0.11	0	0.00	0	0.00	1,09,588
	Total Non-Promoter-Non Public Shareholding (C1)+(C2)		1	1,09,588	0	0	1,09,588	1,09,588	0.11	1,09,588	0.11	0	0.11	0	0.00	0	0.00	1,09,588

FOR POLARIS CONSULTING & SERVICES LIMITED




Company Secretary



Details of the shareholders acting as persons in Concert including their Shareholding:			
Name of Shareholder	Name of PAC	No of shares	Holding%
Total:		0	0


For POLARIS CONSULTING & SERVICES LIMITED



[Signature]
Company Secretary

Details of Shares which remain unclaimed may be given hear along with details such as number of shareholders,	
No of Shareholders	No of shares
	83100
	525

For POLARIS CONSULTING & SERVICES LIMITED


Company Secretary

